

# schweigen

HOME APPLIANCES



World's Most Innovative Rangehoods  
*Classic Series*



Australian Owned



German Motors



10 Year Motor Warranty



3x Energy Efficient

# Index

Reasons why you should choose a Schweigen rangehood	4
Experience the Difference	7
3 steps to Schweigen	9
Indoor Wall Canopies	10
Indoor Island Canopies and Undermounts	12
Indoor Undermounts and Cassette Rangehoods	14
Types of External Motors	17
Rangehood Specifications	18
Multipurpose Exhaust System (BR500)	23

# Reasons why you should choose a Schweigen rangehood



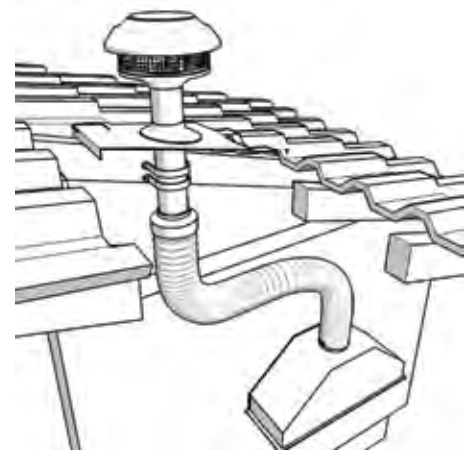
## Most Powerful Rangehood

Schweigen offers you the most powerful premium rangehood on the Australian market today. It is capable of handling both wok cooking and high flames.



## Quietest

Schweigen is the quietest premium rangehood on the Australian market.



## Easy to Install

The silent rangehood is one of the easiest systems to install, as each Schweigen unit comes complete with installation fittings and silent motor ducting.




## German Engineered & Reliability

With a German engineered and manufactured motor, the Schweigen silent system ensures performance and reliability for years to come.



## Extensive Testing

Schweigen's silent motor systems are pre-tested at our manufacturing plant to the equivalent of 20 years' worth of average day to day usage to ensure your peace of mind. Our Isodrive motors are engineered to the highest standards.



## Innovation

Schweigen offer the latest design concepts, including the answer to those bulky island rangehoods closing in your kitchen. Having an open space is vital to your comfort in the kitchen, so consider replacing your island rangehood with a sleek flush mounted ceiling unit that allows you to enjoy open living.



## 10 Year Warranty

Schweigen is the only rangehood company confident enough to offer you the peace of mind of a 10 year warranty on the motor.



## Service & Installation

An Australia wide service and installation network has been established in order to offer you the backup you would expect from a premium product.\*

*\*This does not apply to remote rural areas in Australia.*



## KBDi

Schweigen is officially a Gold sponsor for Kitchen and Bathroom Designers Institute of Australia.



## Save up to 300% on electricity

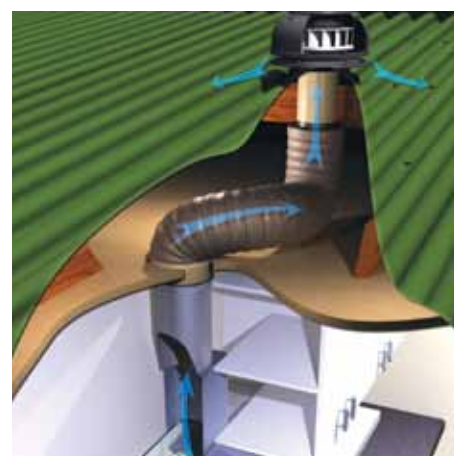
Schweigen's high efficiency direct drive system delivers 650m<sup>3</sup>/hr of airflow. Combine this with their LED illumination, the rangehood uses just 62 watts. This translates into savings of up to 300% in electricity when compared with the traditional motored hoods.^

*^Applies to LED lights.*



## Life Time Warranty on Filters

Elegant stainless steel filters, easy to remove and dishwasher safe.



## Remove odours from your home

Schweigen's powerful IsoDrive motors not only remove smoke but also odours from your kitchen. Leaving your home smelling fresh all the time.




“ Every home needs a  
Silent Rangehood. ”



**Shane Heal — 4 x Olympian**  
Schweigen Brand Ambassador

# Experience the Difference

Developing a silent, energy efficient & powerful rangehood



## The Silent Rangehood

This revolutionary product starts with a German fan and motor assembly, one acknowledged as the quietest and most efficient high-powered domestic extraction unit available.

However, even the quietest motors and fans still generate noise. So placing them close to your ear while cooking isn't logical.

Schweigen's patented solution is to take the fan and motor out of the canopy and move them both as far away as possible.

A unique housing with an exclusive anti-water intrusion system, allows the fan and motor to be fixed to the roof, under the eaves or to an external wall.

There, the little noise that they do generate, will vent out into the atmosphere where it is over-whelmed by the natural ambient noise.

It's called Isodrive, it's ingenious, it works and it's silent!

## 3x Energy Efficiency\*

Schweigen is just as focused on improving the environment outside your kitchen, as it is on improving conditions inside.

The term 'energy efficient' is often confused with suction, implying that greater suction equates to greater efficiency. This is clearly wrong and quite misleading.

Strong suction is easily achieved by applying more power, however, power consumes more energy and is therefore very inefficient.

Ideally, an appliance that requires the least amount of energy to complete its task is the most efficient... and this is where Schweigen excels!

It starts with an Isodrive motor, which is not only the quietest extraction system, it is also the most energy efficient.

Isodrive's fan and motor assembly is perfectly matched to the needs of the extraction system.

The unique Isodrive system, actually requires less power than conventional systems.

As the system is vented directly into the atmosphere, the air is pulled through the system rather than pushed, the benefit of this is that there is much less resistance to the airflow.

All of which means that while ordinary systems use about 190 watts or more, to develop enough suction, the super efficient Isodrive 650 system runs on just 62 watts!

Low-voltage lighting sounds like it would be more efficient, but in fact it really isn't.

Schweigen's LED lighting (optional) uses 1.8 to 4.5 watts, instead of the 20 watts consumed by low-voltage halogen lights.

All these savings help make Schweigen Isodrive canopies 3 times more efficient!

\*Applies to LED lights.



" The Isodrive motor is so reliable we have backed it with a 10 year motor warranty "

isodrive



## How it works?

Schweigen's patented solution is to take the fan and motor out of the canopy and move them both as far away as possible.



## Enjoy your conversation

Without the noise generated by the fan and motor, you can enjoy your conversations in the kitchen.

*\*Images are not to scale and proportion, they are for illustration purposes only.*



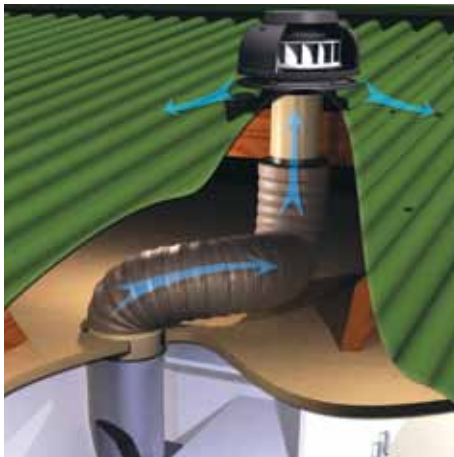
# 3 steps to Schweigen

Rangehoods should be seen and not heard



## Step 1

Choose your rangehood design



## Step 2

Choose the power option of your Silent Isodrive motor



## Step 3

Enjoy your conversations in the kitchen again

# Indoor Wall Canopies

## WM2190-6S, WM2190S



A softer, square-line wall mounted rangehood with subtle European styling.

- Soft touch eye level controls with digital displays
- 5 speed levels
- 15 minute delay timer with auto shut-off
- Twin halogen lights
- Stainless steel dishwasher safe filters
- 3 year warranty on canopy

### Motor options:

- Single External Motor (650m<sup>3</sup>/hr)
- Twin External Motor (1100m<sup>3</sup>/hr)
- Powerful External Motor (1600m<sup>3</sup>/hr)

### Available in:

- 600mm (WM2190-6S)
- 900mm (WM2190S)

## DS3131S



This wall mounted rangehood boasts a stunning blue light strip.

- Soft touch eye level controls with digital displays
- 5 speed levels
- 15 minute delay timer with auto shut-off
- Twin halogen lights
- Blue neon light display
- Stainless steel dishwasher safe filters
- 3 year warranty on canopy

### Motor options:

- Single External Motor (650m<sup>3</sup>/hr)
- Twin External Motor (1100m<sup>3</sup>/hr)
- Powerful External Motor (1600m<sup>3</sup>/hr)

### Available in:

- 900mm (DS3131S)

## WM3150-6S, WM3150S



Known as the 'Glass Butterfly', this wall mounted rangehood has a tempered glass, curved wing ensuring a visual highlight in any room.

- Soft touch eye level controls with digital displays
- 5 speed levels
- 15 minute delay timer with auto shut-off
- Twin halogen lights
- Stainless steel dishwasher safe filters
- 3 year warranty on canopy

### Motor options:

- Single External Motor (650m<sup>3</sup>/hr)
- Twin External Motor (1100m<sup>3</sup>/hr)
- Powerful External Motor (1600m<sup>3</sup>/hr)

### Available in:

- 600mm (WM3150-6S)
- 900mm (WM3150S)

## DS3170S



An ultra-modern wall mounted rangehood with a square-edged European design.

- Soft touch eye level controls with digital displays
- 5 speed levels
- 15 minute delay timer with auto shut-off
- Twin halogen lights
- Stainless steel dishwasher safe filters
- 3 year warranty on canopy

### Motor options:

- Single External Motor (650m<sup>3</sup>/hr)
- Twin External Motor (1100m<sup>3</sup>/hr)
- Powerful External Motor (1600m<sup>3</sup>/hr)

### Available in:

- 900mm (DS3170S)
- 1200mm (DS3170-12S)

# Indoor Wall and Island Canopies

## WM-EX90S



A contemporary and effective wall unit that's able to flip open its flaps when extra extraction is required.

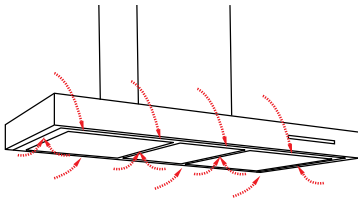
- Soft touch eye level controls
- 4 speed levels
- Auto shut-off
- Perimeter aspiration
- Two halogen lights
- Dishwasher safe filters
- 3 year warranty on canopy

### Motor options:

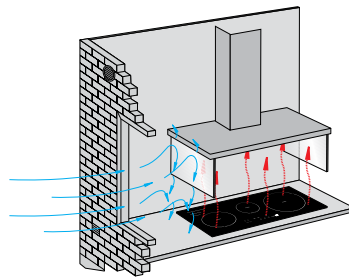
- Single External Motor (Isodrive 650)
- Twin External Motor (2 x Isodrive 650)
- Powerful External Motor (Isodrive 1600)

### Available in:

- 900mm (WM-EX90S)



Perimeter aspiration targets the suction to the edge of the rangehood which flows the steam towards a smaller and more intensive area. This provides noise reduction, easy clean-up and more effective extraction.



Flip open the flaps when extra extraction is required

## IS4110S



A strong, clean, minimalist island rangehood with sharp, square European styling.

- Soft touch eye level controls with digital displays
- 5 speed levels
- 15 minute delay timer with auto shut-off
- Twin halogen lights
- Stainless steel dishwasher safe filters
- 3 year warranty on canopy

### Motor options:

- Single External Motor (650m<sup>3</sup>/hr)
- Twin External Motor (1100m<sup>3</sup>/hr)
- Powerful External Motor (1600m<sup>3</sup>/hr)

### Available in:

- 900mm (IS4110S)

## IS4140S



An elegant island rangehood with European 'butterfly glass' styling.

- Soft touch eye level controls with digital displays
- 5 speed levels
- 15 minute delay timer with auto shut-off
- Twin halogen lights
- Stainless steel dishwasher safe filters
- 3 year warranty on canopy

### Motor options:

- Single External Motor (650m<sup>3</sup>/hr)
- Twin External Motor (1100m<sup>3</sup>/hr)
- Powerful External Motor (1600m<sup>3</sup>/hr)

### Available in:

- 900mm (IS4140S)

## IS4160S



A contemporary island rangehood with soft line design.

- Soft touch eye level controls with digital displays
- 5 speed levels
- 15 minute delay timer with auto shut-off
- Twin halogen lights
- Stainless steel dishwasher safe filters
- 3 year warranty on canopy

### Motor options:

- Single External Motor (650m<sup>3</sup>/hr)
- Twin External Motor (1100m<sup>3</sup>/hr)
- Powerful External Motor (1600m<sup>3</sup>/hr)

### Available in:

- 900mm (IS4160S)



# Indoor Undermounts and Cassette Rangehoods

## UM-9S, UM-12UMS



This fully concealed rangehood can be installed into a timber-style, custom made canopy facade or chimney.

- 5 speed digital control
- Twin LED lights
- Delay timer with auto shut-off
- Dishwasher safe, commercial grade baffle filters
- 3 year warranty on canopy

### Motor options:

- Single External Motor (650m<sup>3</sup>/hr)
- Twin External Motor (1100m<sup>3</sup>/hr)
- Powerful External Motor (1600m<sup>3</sup>/hr)

### Available in:

- 900mm (UM-9S)
- 1200mm (UM-12UMS)\*

*\*Not suitable for single external motor (Isodrive 650).*

## UM-PA9S



A minimalist undermount rangehood that neatly hides away under your cabinets. Discreet design without compromising functionality.

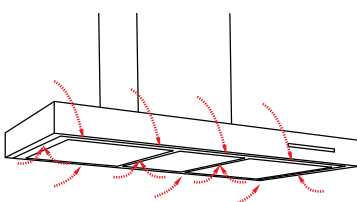
- 4 speed levels
- Auto shut-off
- Perimeter aspiration
- Strip LED illumination which illuminates the entire working area
- Dishwasher safe filters
- 3 year warranty on canopy

### Motor options:

- Single External Motor (650m<sup>3</sup>/hr)
- Twin External Motor (1100m<sup>3</sup>/hr)
- Powerful External Motor (1600m<sup>3</sup>/hr)

### Available in:

- 900mm (UM-PA9S)



Perimeter aspiration targets the suction to the edge of the rangehood which flows the steam towards a smaller and more intensive area. This provides noise reduction, easy clean-up and more effective extraction.

## UM1170-6S, UM1170-9S



This sleek undermount rangehood is functional and easy to use.

- Soft touch eye level controls with digital displays
- 5 speed levels
- 15 minute delay timer with auto shut-off
- Twin LED lights
- Stainless steel dishwasher safe filters
- 3 year warranty on canopy


### Motor options:

- Single External Motor (650m<sup>3</sup>/hr)
- Twin External Motor (1100m<sup>3</sup>/hr)
- Powerful External Motor (1600m<sup>3</sup>/hr)

### Available in:

- 600mm (UM1170-6S)
- 900mm (UM1170-9S)

## UM422G-12S, UM4220-12S



This stylish cassette rangehood can be installed into a bulkhead or the ceiling.

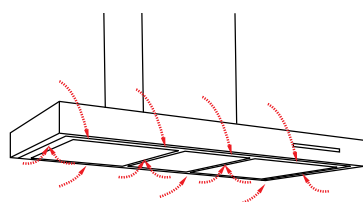
- This model is operated via an easy to use remote control
- 4 speed levels
- Perimeter aspiration
- Delay timer with auto shut-off
- Six halogen lights
- Dishwasher safe filters
- 3 year warranty on canopy

### Motor options:


- Powerful External Motor (1600m<sup>3</sup>/hr)
- Twin Powerful External Motor (3000m<sup>3</sup>/hr)

### Available in:

- Black Glass 1200mm (UM422G-12S)
- Stainless Steel 1200mm (UM4220-12S)



Perimeter aspiration targets the suction to the edge of the rangehood which flows the steam towards a smaller and more intensive area. This provides noise reduction, easy clean-up and more effective extraction.



Stainless Steel



Silent motors are powered by

**isodrive**

*\*Images are not to scale and proportion, they are for illustration purposes only.*

# Types of External Motors

Choose the power option for your Isodrive motor

It starts with an Isodrive motor, which is not only the quietest extraction system, it is also the most energy efficient.

The Isodrive motor assembly is perfectly matched to the needs of the extraction requirements. The uniquely designed Isolated drive system requires less power than conventional systems.

## Light Cooking — Single External Motor



- 650m<sup>3</sup>/hr airflow
- 3 x energy efficient
- German manufactured motor
- The motor housing is made from ASA, the most durable of plastics in direct sunlight. The electrics are totally concealed and not affected by the weather
- Motor comes with flexi ducting, solid roof extension pipe and bell housing
- 10 year warranty
- Types of installation: roof, wall and eaves

## Moderate Cooking — Twin External Motor



- 1100m<sup>3</sup>/hr airflow
- 3 x energy efficient
- German manufactured motor
- The motor housing is made from ASA, the most durable of plastics in direct sunlight. The electrics are totally concealed and not affected by the weather
- Motor comes with flexi ducting, solid roof extension pipe and bell housing
- 10 year warranty
- Types of installation: roof, wall and eaves

## Heavy Cooking — Powerful External Motor



- 1600m<sup>3</sup>/hr airflow
- 3 x energy efficient
- German manufactured motor
- The motor housing is powder coated galvanized steel, which can be painted to any colour of your choice
- Motor comes with flexi ducting, solid roof extension pipe and bell housing
- 10 year warranty
- Types of installation: roof and wall

## Supreme Cooking — Twin Powerful External Motor



- 3000m<sup>3</sup>/hr airflow
- 3 x energy efficient
- German manufactured motor with 10 year warranty
- The motor housing is powder coated galvanized steel, which can be painted to any colour of your choice
- Motor comes with flexi ducting, solid roof extension pipe and bell housing
- Y joint may be required
- Types of installation: roof and wall
- This system is primarily used with BBQ and Cassette Rangehoods

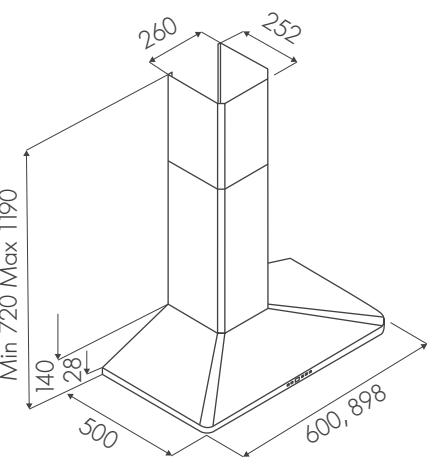
# Rangehood Specifications

Model	Type	Available widths	Canopy depth	Motor options	Number of filters
WM2190-6S	Wall mount	600mm	500mm	Single / Twin / Power	Two
WM2190S	Wall mount	900mm	500mm	Single / Twin / Power	Three
DS3170S	Wall mount	900mm	500mm	Single / Twin / Power	Three
DS3170-12S	Wall mount	1200mm	500mm	Single / Twin / Power	Four
DS3131S	Wall mount	900mm	500mm	Single / Twin / Power	Three
WM3150-6S	Wall mount	600mm	500mm	Single / Twin / Power	One
WM3150S	Wall mount	900mm	500mm	Single / Twin / Power	Two
WM-EX90S	Wall mount	900mm	520mm	Single / Twin / Power	Three
IS4160S	Island	900mm	660mm	Single / Twin / Power	Four
IS4140S	Island	900mm	650mm	Single / Twin / Power	Two
IS4110S	Island	900mm	660mm	Single / Twin / Power	Four
UM1170-6S	Undermount	600mm	295mm	Single / Twin / Power	Two
UM1170-9S	Undermount	900mm	295mm	Single / Twin / Power	Three
UM-9S	Undermount	863.6mm	295mm	Single / Twin / Power	Two
UM-PA9S	Undermount	895mm	295mm	Single / Twin / Power	One
UM-12UMS	Undermount	1200mm	295mm	Twin / Power	Four
UM422G-12S	Cassette	1200mm	700mm	Power / Twin Power	Two
UM4220-12S	Cassette	1200mm	700mm	Power / Twin Power	Two

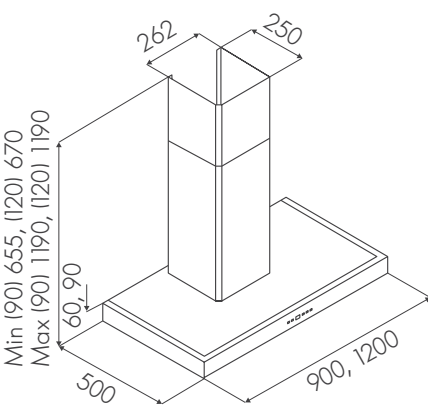


Model	Lights	Delay timer with auto shut off	Fan speed	Stainless Steel/Glass
WM2190-6S	2 Halogen	Yes	5	Stainless Steel
WM2190S	2 Halogen	Yes	5	Stainless Steel
DS3170S	2 Halogen	Yes	5	Stainless Steel
DS3170-12S	3 Halogen	Yes	5	Stainless Steel
DS3131S	2 Halogen	Yes	5	Stainless Steel
WM3150-6S	2 Halogen	Yes	5	Stainless Steel and Glass
WM3150S	2 Halogen	Yes	5	Stainless Steel and Glass
WM-EX90S	3 Halogen	Yes	4	Stainless Steel
IS4160S	2 Halogen	Yes	5	Stainless Steel
IS4140S	2 Halogen	Yes	5	Stainless Steel and Glass
IS4110S	2 Halogen	Yes	5	Stainless Steel
UM1170-6S	2 LED	Yes	5	Stainless Steel
UM1170-9S	2 LED	Yes	5	Stainless Steel
UM-9S	2 LED	Yes	5	Stainless Steel
UM-PA9S	1 Strip LED	Yes	4	Stainless Steel
UM-12UMS	2 LED	Yes	5	Stainless Steel
UM422G-12S	6 Halogen	Yes	4	Stainless Steel and Glass
UM4220-12S	6 Halogen	Yes	4	Stainless Steel

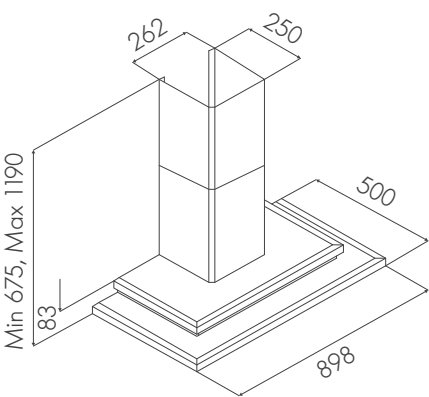
# Rangehood Specifications



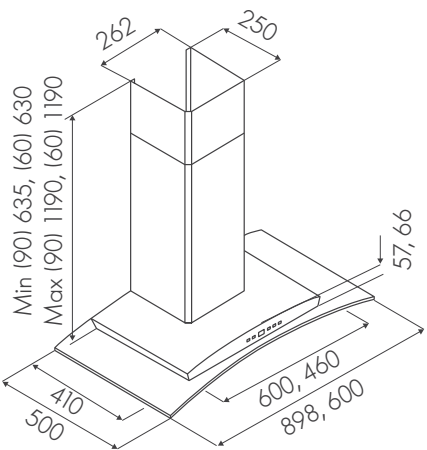
WM2190-6S and WM2190S



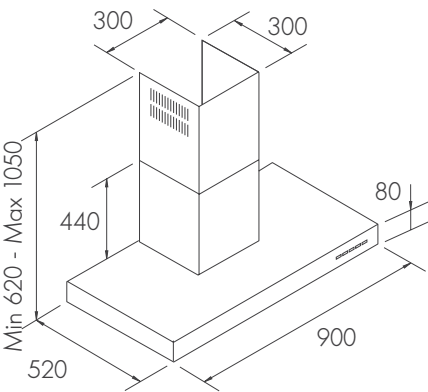
DS3170S and DS3170-12S



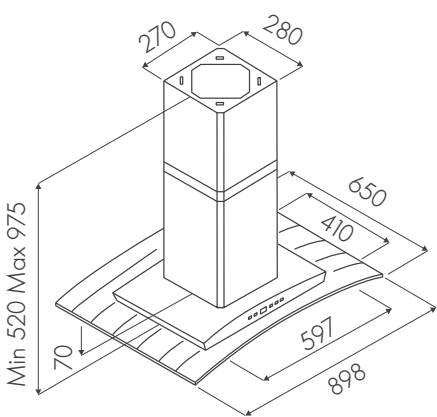
DS3131S



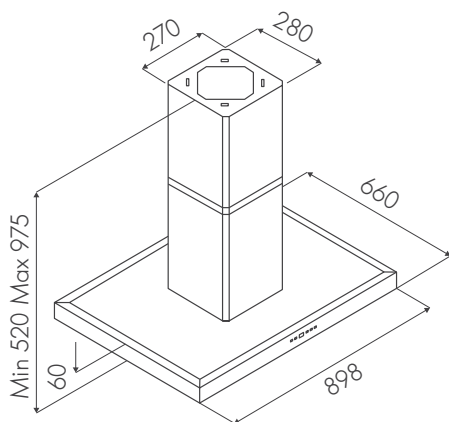
WM3150-6S and WM3150S



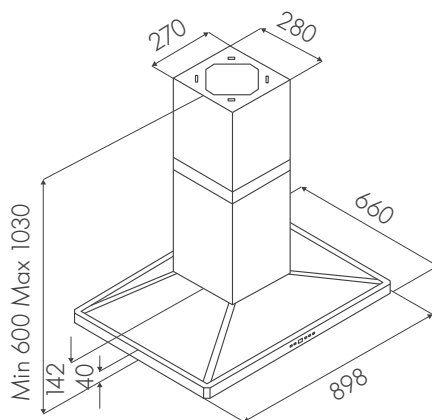
WM-EX90S



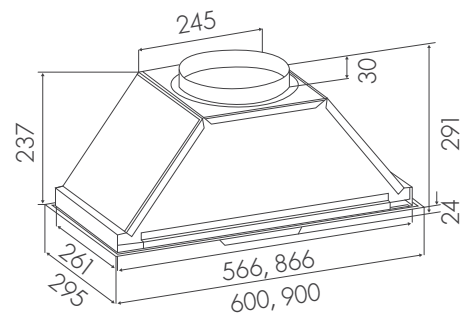
IS4140S



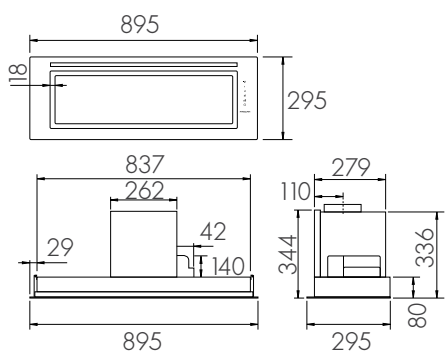
IS4110S



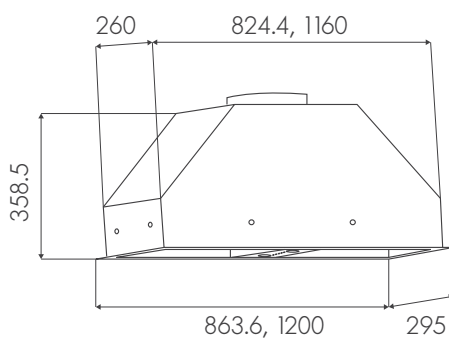
IS4160S



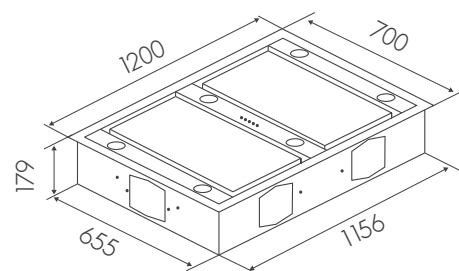
UM1170-6S and UM1170-9S




UM-PA9S



UM-9S, UM-12UMS



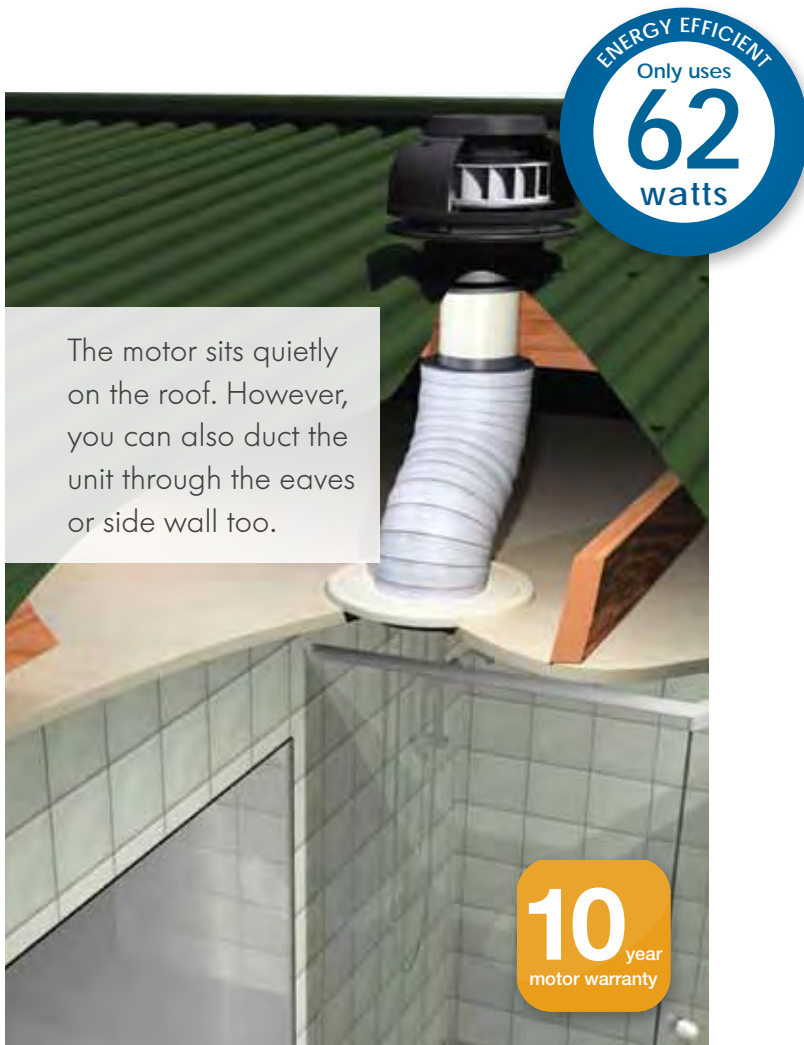
UM4220-12S and UM422G-12S

A modern bathroom with a white vanity, a large window, and a white bathtub. The vanity has a white rectangular sink and a chrome faucet. A large window with multiple panes looks out onto a green lawn and trees. A white bathtub is positioned next to the window. A glass-enclosed shower area is visible in the background. A decorative graphic of green leaves and a blue circle with text is overlaid on the right side of the image.

Always keep your  
bathroom smelling  
and feeling fresh!

# Silent Multipurpose Exhaust System (BR500)

Odourless toilets, kitchens and laundries



## A must have item!

The Schweigen Isodrive fan whisks away odours in seconds, unlike the noisy conventional fan systems that usually take forever.

The uniquely designed isolated drive system requires less power than conventional systems.

The eco-friendly and energy efficient Isodrive venting system is ideal for every household. It is the ideal way to hygienically remove airborne smells, without using toxic chemicals. The Isodrive motor exceeds Australian standards and will keep your toilet, bathroom or laundry smelling fresh.

## Easy-to-install Isodrive will:

- Hygienically remove smells and airborne bacteria without the use of toxic chemicals
- Whisk away odours in seconds
- Helps prevent bathroom mould

## Isodrive is:

- Australia's most energy efficient venting system
- Australia's most powerful venting system
- A German engineered and Australian designed Isodrive venting system
- Supported by a 10-year warranty

Multipurpose exhaust system is suitable for:



Bathroom



Laundry



Toilet



Pantry



Garage



Cellar



Office



## Consumer Information

Under our policy of continuous product development, product specifications may change without notice. Prospective purchasers should therefore check with the retailer to ensure this publication correctly describes the products being offered for sale. All information supplied is to be used for general reference purposes only and is on the understanding that Schweigen Home Appliances will not be liable for any loss, liability or damage of whatever kind arising as a result of any reliance upon such information. Colours of products illustrated are as close as printing limitations allow. All pictures used in the brochure are for illustrative purposes only.



Distributed by:



Unit 102/45 Gilby Road,  
Mount Waverley, Victoria 3149  
T: 1300 881 693 F: 1300 881 639

[www.schweigen.com.au](http://www.schweigen.com.au)

Version 1 – 27/09/13